



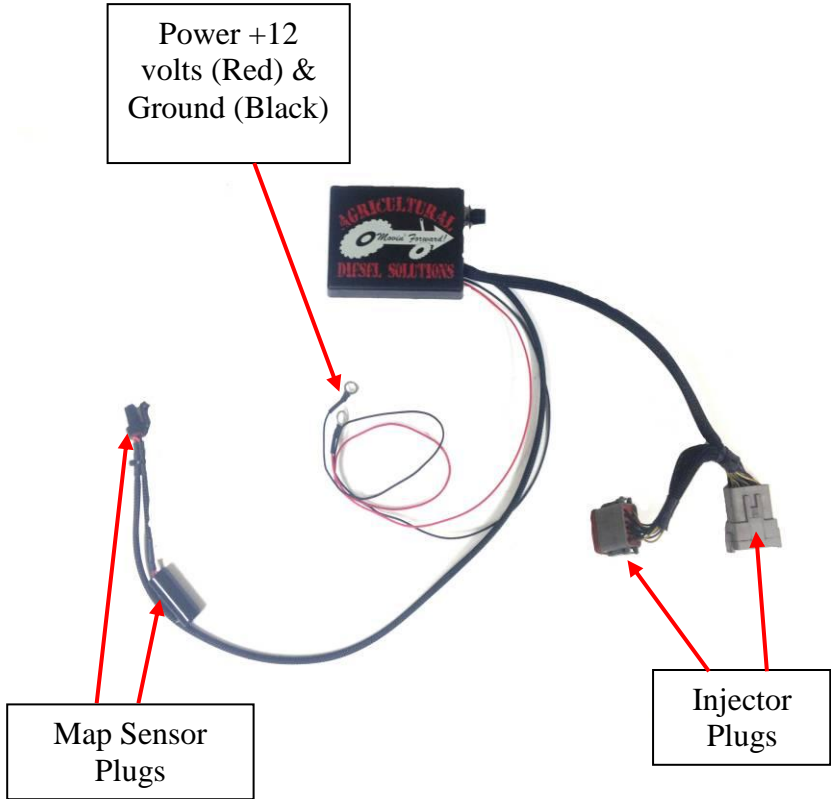
JD2683

INSTALLATION INSTRUCTIONS

**For John Deere 6.8L
Tier III Engines**



JD2683 Engine Module



***Not registered for use in California.
*Product does not defeat or bypass any emission
control devices.**


**For Tech Support Call
1-855-343-7680
1-812-618-9166**

John Deere Engine Installation Instructions

- 1) Locate the Injector Connector on the side of the engine head.



- 2) Remove the stock Injector Plug from the engine head. Squeeze the Release Tabs on each side together to remove the connector.




- 3) Insert the male plug from the module into the stock female connector on the engine head.




- 4) Connect the stock male Injector Harness that was removed in Step 2, to the female injector connector from the module.



- 5) Locate the MAP Sensor and disconnect. It is on the same side of the engine as the air intake and near the Injector Connector.




- 6) Check inside the MAP Sensor connector located on the air intake for a plastic insert. If there is a plastic insert, you will need to remove it.



- 7) Connect the male MAP sensor plug removed in step 5 to the female connector on the module harness. Connect the male MAP sensor plug from the module harness into the stock MAP sensor located on the air intake.




- 8) Route the red power wire with the ring terminal to the alternator. Connect the red wire to +12 volts. Route the black wire with the ring terminal to Ground.



Alternator +12 volts

Ground



- 9) Using the supplied zip ties, mount the Module away from any excessive heat or moving parts. Secure to any existing stock wiring.



Power Levels

This Module has 3 power levels to select from: Stock, Low, and High. Select the level setting desired only at idle or when the engine is off.

****Do not change the level settings while the engine is under a load.**

	Position	HP Increase
1	STK	0%
2	Low	15%
3	High	30%



The module is shown in the Stock position. High is all the way to the right (clockwise). Move the rotary switch clockwise to the middle for the Low Position and to the far right for the High Position.

**For Tech Support Call
1-855-343-7680
1-812-618-9166**

THIS IS A HIGH PERFORMANCE PRODUCT. USE AT YOUR OWN RISK.

Do not use this product until you have carefully read the following agreement. This sets forth the terms and conditions for the use of this product. The installation of this product indicates that the BUYER has read and understands this agreement and accepts its terms and conditions

DISCLAIMER OF WARRANTY AND LIMITATION OF LIABILITY

Power Systems Innovations, Inc and its successors, distributors, jobbers, and dealers (hereafter "SELLER") shall in no way be responsible for the product's proper use and service. It is the installer's responsibility to check for proper installation and if in doubt, contact the manufacturer. The SELLER assumes no liability regarding the improper installation or misapplication of its products. BUYER ACKNOWLEDGES IT HAS HAD THE OPPORTUNITY TO FULLY INSPECT THE PRODUCT. ACCORDINGLY, BUYER ACKNOWLEDGES THAT THE PRODUCT IS BEING SOLD IN "AS IS/WHERE IS" CONDITION AND WITH ALL FAULTS. EXCEPT AS OTHERWISE PROVIDED HEREIN, THERE ARE NO EXPRESS WARRANTIES WITH RESPECT TO THE GOODS, AND ALL IMPLIED WARRANTIES, INCLUDING BUT NOT LIMITED TO, IMPLIED WARRANTIES OF FITNESS FOR A PARTICULAR PURPOSE AND MERCHANTABILITY ARE LIKewise HEREBY EXPRESSLY AND FULLY DISCLAIMED. SELLER SHALL NOT BE HELD LIABLE FOR SPECIAL, INDIRECT, INCIDENTAL OR CONSEQUENTIAL DAMAGES OF ANY NATURE WITH RESPECT TO THE PRODUCTS (INCLUDING, WITHOUT LIMITATION, LOST PROFITS, LOST SALES, LOSS OF PRODUCTION, PROPERTY DAMAGE, PERSONAL INJURY OR LOSS OR DAMAGE RESULTING FROM INTERRUPTION OR FAILURE IN OPERATION OF THE PRODUCTS) AND BUYER HEREBY EXPRESSLY WAIVES AND DISCLAIMS ALL SUCH LIABILITY CLAIMS. THE BUYER ACKNOWLEDGES AND AGREES THAT THE DISCLAIMER OF LIABILITY CONTAINED HEREIN IS A MATERIAL TERM OF THE SALE OF THE PRODUCT AND, TO THE FULLEST EXTENT PERMITTED BY LAW, BUYER SHALL DEFEND, INDEMNIFY AND HOLD SELLER HARMLESS FROM ANY AND ALL CLAIMS, DEMANDS, CAUSES OF ACTION, CONTROVERSIES, LIABILITIES, FINES, LOSSES, COSTS AND EXPENSES (INCLUDING, BUT NOT LIMITED TO ATTORNEYS' FEES, EXPERT WITNESS EXPENSES AND LITIGATION EXPENSES) ARISING FROM OR RELATED TO SELLER'S PRODUCTS.

LIMITED LIFETIME WARRANTY

Power Systems Innovations, Inc (hereafter "SELLER") warrants that the product supplied shall conform to SELLER's specifications and shall be free from defects in design, material or workmanship for the life of the original BUYER. This Warranty shall not be extended, transferred, assigned or varied except by a written instrument signed by SELLER and BUYER. Products that have been returned to SELLER during the warranty period and accompanied by a dated proof of purchase receipt, with shipping and handling paid by the BUYER, and found to be defective in design, material or workmanship, in SELLER's sole discretion, may be repaired or replaced at SELLER's option and cost. All warranty claims hereunder are subject to approval by SELLER upon examination of the product. If the product is found not to be defective by SELLER, the product may be returned to BUYER at BUYERS cost. Under no circumstances shall the SELLER be liable for any labor charged or travel time incurred in diagnosis for defects, removal, or reinstallation of this product, or any other expenses. This warranty is void on any products that show evidence of misapplication, negligence, improper installation, abuse, lack of proper maintenance or alteration from its original design.

IN THE EVENT THAT THE BUYER DOES NOT AGREE WITH THIS AGREEMENT: THE BUYER MAY PROMPTLY RETURN THIS PRODUCT, IN A NEW AND UNUSED CONDITION, WITH A DATED PROOF OF PURCHASE, TO THE PLACE OF PURCHASE WITHIN THIRTY (30) DAYS FROM DATE OF PURCHASE FOR A FULL REFUND. THE INSTALLATION OF THIS PRODUCT INDICATES THAT THE BUYER HAS READ AND UNDERSTANDS THIS AGREEMENT AND ACCEPTS ITS TERMS AND CONDITIONS.